

MEAL: French Bread with Garlic Spread 36 bags or 1 ½ times recipe.

## Bread Prep (36 bags) TABLE








36 Labels	36 Quart bags	12 Pepperidge Farms Twin French Bread packages	2 Cutting boards & Knives	2 Bowls spread, Tbsp., Spatulas	1 Parmesan Cheese Container	36 Labeled Bags
						
Apply French Bread with Garlic Spread Label to bag	Un-package bread	Cut bread into thirds (4.67) inch pieces if using Pepperidge Farm 14 inch bread. Other bread use 5 inch pieces (no bigger or won't fit into bag)  Slice bread in half lengthwise.		Spread 1.5 Tbsp. garlic spread on each half of bread to the edges.	Sprinkle parmesan cheese on one side of bread.  Put 2 halves of bread together which equals one piece of bread.	Place two pieces of bread SIDEWAYS in quart Ziploc bag.  Squeeze out air from bag and Seal bag.

TABLE 1 of 1 Comments: